





Document title:	Guideline for maintaining and cleaning grease traps, and transporting their waste to the grease trap waste recycling plant.			
Department name:	Sewage Treatment Plants & Network Department			
Document classification:	<input type="radio"/> Shared-Confidential	<input type="radio"/> Shared-Sensitive	<input type="radio"/> Shared-Private	<input checked="" type="radio"/> Open Data
Document code:	DM-STPND-GWTTG-F01			
Issue number	Second edition			
Issue Date:	November 2021			

Document approval:		
Prepared by: Mr. Abdallah Alamri		
Manager of Technical and Administrative Support Department: Mr. Omar AlMansoori		
Director of the Sewage Treatment Plants and Networks Department: Eng. Mohammed Al Rayees		

 GOVERNMENT OF DUBAI	Organization Unit:	Sewage Treatment Plants and Network Department	الوحدة التنظيمية:	 بلدية دبي DUBAI MUNICIPALITY
	Document title:	Guideline for maintaining and cleaning grease traps, and transporting their waste to the grease trap waste recycling plant.	اسم الوثيقة:	
	Doc Ref:	DM-STPND- GU01- GWTG	رمز الوثيقة:	

Record of versions and modifications to the document

(Any amendment to the document must be reviewed and approved in accordance with the accredited documents and records control policies and procedures)

Version number	Date	Preparation/revision team	Summary of modifications
1	June 2020		First edition
2	November 2021		Second edition

Classification: Open	Version Number: 1.0	Issue Date: June 2020	Page 2 of 16
----------------------	---------------------	-----------------------	--------------





 GOVERNMENT OF DUBAI	Organization Unit:	Sewage Treatment Plants and Network Department	الوحدة التنظيمية:	 بلدية دبي DUBAI MUNICIPALITY
	Document title:	Guideline for maintaining and cleaning grease traps, and transporting their waste to the grease trap waste recycling plant.	اسم الوثيقة:	
	Doc Ref:	DM-STPND- GU01- GWTG	رمز الوثيقة:	

Table of contents

1- The purpose of the guideline	4
2– Scope.....	4
3-Terms and definitions	5
4- Plants specialized in treating and recycling food oil and grease waste.....	6
4-1 Definition of the plant:.....	6
5- Food oil and grease producers.....	7
5-1 Definition	7
5-2 The role of producers of food oil and grease.....	7
5-3 Types of Grease Traps	7
6- Grease traps waste transport companies:.....	9
6-1 Definition	9
6-2 general requirements:.....	9
7-References	16

Classification: Open	Version Number: 1.0	Issue Date: June 2020	Page 3 of 16
-----------------------------	----------------------------	------------------------------	---------------------

 GOVERNMENT OF DUBAI	Organization Unit:	Sewage Treatment Plants and Network Department	الوحدة التنظيمية:	 بلدية دبي DUBAI MUNICIPALITY
	Document title:	Guideline for maintaining and cleaning grease traps, and transporting their waste to the grease trap waste recycling plant.	اسم الوثيقة:	
	Doc Ref:	DM-STPND- GU01- GWTG	رمز الوثيقة:	

1- The purpose of the guideline

This guideline is considered complementary to the policy of food oil and grease treatment. Also, it is considered to be an adequate explanation of the process and a reference for all partners of it such as oil and grease waste producing food establishments and grease trap waste transporting companies and treatment plants specialized in the process of recycling this type of waste.



General objectives:

- Assisting the city of Dubai in managing a program suitable for a sustainable environment through recycling grease trap waste produced by food preparation establishments.
- Improving and developing a control system program for managing grease traps waste resulting from the companies operating in the Emirate.
- Intensifying the environmental control process to ensure public health safety and protection.
- To Protect the sewage network from blockages.

2– Scope

The guideline covers all steps and standards of organizing the production, collection and transportation of food oil and grease in the Emirate of Dubai, where this guideline regulates the role of establishments producing food fat and oil, and the existing companies working in the collection of fat and grease trap waste, especially those involved in managing grease traps waste by cleaning the traps, collecting the waste and transporting it to the specified grease and oil treatment plants. The guide also covers companies planning to expand their business activities and want to engage in the management of grease traps/interceptors and containers, or the use of any available technology that contribute to controlling the blockages caused by fats, oils, grease and alike, and preventing their occurrence.

Classification: Open	Version Number: 1.0	Issue Date: June 2020	Page 4 of 16
-----------------------------	----------------------------	------------------------------	---------------------



 GOVERNMENT OF DUBAI	Organization Unit:	Sewage Treatment Plants and Network Department	الوحدة التنظيمية:	 بلدية دبي DUBAI MUNICIPALITY
	Document title:	Guideline for maintaining and cleaning grease traps, and transporting their waste to the grease trap waste recycling plant.	اسم الوثيقة:	
	Doc Ref:	DM-STPND- GU01- GWTG	رمز الوثيقة:	

3-Terms and definitions

The following terms and expressions wherever mentioned in this document shall have the meanings assigned to them below unless the context indicates otherwise:

Term	Definition and Meaning
Department/Municipality	Dubai Municipality
Government	Dubai Government
Higher Management	It is the top management of Dubai Municipality represented by the Director General, his deputy and the Executives directors of sectors in the municipality
Food establishments	All producers of food oil and grease waste, such as restaurants, coffee shops, cafeteria, labor camps and the like.
Food oil and grease trap	A device for separating food fat, oil and grease from sewage waste water
Sewage network	It is the network which drains liquid waste from residential buildings, factories and any facility to treatment plants.
Partners	All parties involved with the process of grease treatment, including recycling plants, food facilities, grease traps maintenance & transport companies which operate under the supervision of Dubai Municipality.
Grease trap waste recycling plant	It is a plant dedicated to recycle grease trap waste
local order	The decisions and laws regulating operations and services
Treatment plants	The facilities which are specialized in the process of purifying sewage water connected to the sewage network

Classification: Open	Version Number: 1.0	Issue Date: June 2020	Page 5 of 16
-----------------------------	----------------------------	------------------------------	---------------------

 GOVERNMENT OF DUBAI	Organization Unit:	Sewage Treatment Plants and Network Department	الوحدة التنظيمية:	 بلدية دبي DUBAI MUNICIPALITY
	Document title:	Guideline for maintaining and cleaning grease traps, and transporting their waste to the grease trap waste recycling plant.	اسم الوثيقة:	
	Doc Ref:	DM-STPND- GU01- GWTTG	رمز الوثيقة:	

4- Plants specialized in treating and recycling food oil and grease waste.

4-1 Definition of the plant:



They are special factories concerned with recycling food oil and grease waste which are transported through special companies, and these factories are placed under strict environmental control by Dubai Municipality.

2-4 Role of the plant

Dubai Municipality, through its special program for participation of the public and private sectors (PPP), has established good relations with private sector establishments to implement sustainable environmental management programs, where one of the pioneering projects in this regard is building a grease trap waste treatment plant in cooperation with a third party specialized in this field, where waste of grease and oil resulting from food preparation establishments activities such as hotels, restaurants, malls and public coffee shops is recycled into a useful product in accordance with the indicated local order.

In the context of controlling companies working in the field of grease traps cleaning, their vehicles transporting waste are monitored to ensure their compliance with the rules of environmental protection and public health safety, and they must obtain a written permission approved by the Department of Sewage Treatment Plants and Network - Technical and Administrative Support Section - in Dubai Municipality.

Classification: Open	Version Number: 1.0	Issue Date: June 2020	Page 6 of 16
-----------------------------	----------------------------	------------------------------	---------------------

 GOVERNMENT OF DUBAI	Organization Unit:	Sewage Treatment Plants and Network Department	الوحدة التنظيمية:	 بلدية دبي DUBAI MUNICIPALITY
	Document title:	Guideline for maintaining and cleaning grease traps, and transporting their waste to the grease trap waste recycling plant.	اسم الوثيقة:	
	Doc Ref:	DM-STPND- GU01- GWTG	رمز الوثيقة:	

5- Food oil and grease producers

5-1 Definition

All producers of food oil, fat and grease waste including food establishments such as restaurants, cafes, cafeterias, labor camps and the like, who are subject to Local Order No. 8 of 2002.

5-2 The role of producers of food oil and grease

Dubai Municipality compels all producers of food oil and grease to install traps dedicated to separating grease and oil drained into the sewage network.



The installation of a grease trap in food establishments and food oil and grease waste producers is considered to be the first protection shield for sewage networks and sewage treatment plants because of its role in preventing blockages in the network due to the accumulation of fat and the dilution of organic acids, which has a significant environmental and operational impact.

The installation of the trap is supervised by the Building Permits Department, which is the authority concerned with choosing the size of the trap according to the type and size of the commercial activity.

5-3: Types of fat traps

- Grease traps differ in terms of type, size, and manufacturer, but they share the same classification, and are categorized in to several types.
- There are large grease traps used for centers, malls, hotels and big restaurants, and they are called Grease interceptors.

Classification: Open	Version Number: 1.0	Issue Date: June 2020	Page 7 of 16
-----------------------------	----------------------------	------------------------------	---------------------

 GOVERNMENT OF DUBAI	Organization Unit:	Sewage Treatment Plants and Network Department	الوحدة التنظيمية:	 بلدية دبي DUBAI MUNICIPALITY
	Document title:	Guideline for maintaining and cleaning grease traps, and transporting their waste to the grease trap waste recycling plant.	اسم الوثيقة:	
	Doc Ref:	DM-STPND- GU01- GWTTG	رمز الوثيقة:	

- Grease traps and their suppliers are being approved by Dubai Municipality where it is prohibited to install unapproved grease traps or deal with an unapproved supplier to buy it or install them.

5-4 Cleaning grease traps:

- The trap is cleaned regularly and at least twice a month.
- A violation is issued according to the Local Order No. 8 of 2002 for anyone who:
 - Do not install a grease trap
 - Purposely connecting waste water directly to the sewage network
 - Failure to regularly clean the grease trap according to the rules and regulations
 - Carrying out any interference act that would prevent the operation of these traps
 - Not cooperating with grease traps inspectors and not providing the required documents.



5-5 Bases for choosing the size of grease traps:

The Emirate of Dubai is the first city in the Middle East to implement an integrated system for the management of food oil and grease waste separation, transport and recycling. Dubai's uniqueness on this step made it essential for the officials in the Department of Sewage Treatment Plants & Network to necessarily put bases that suits the city of Dubai for choosing the grease trap based on the parameters of the amount of water flowing into the sewage network, the number of washbasins, cleaning panels, dishwashers installed, and according to the following formula:

$$GTT = (\text{criteria score}) * \text{water flow} * \text{pipe size}$$

The guideline for applying the formula must be reviewed to determine the appropriate trap size.

Classification: Open	Version Number: 1.0	Issue Date: June 2020	Page 8 of 16
-----------------------------	----------------------------	------------------------------	---------------------

 GOVERNMENT OF DUBAI	Organization Unit:	Sewage Treatment Plants and Network Department	الوحدة التنظيمية:	 بلدية دبي DUBAI MUNICIPALITY
	Document title:	Guideline for maintaining and cleaning grease traps, and transporting their waste to the grease trap waste recycling plant.	اسم الوثيقة:	
	Doc Ref:	DM-STPND- GU01- GWTG	رمز الوثيقة:	

6- Grease traps waste transport companies:

6- 1 Definition



Existing companies working in the collection of grease traps waste, especially those involved in the management of the grease trap waste by cleaning the traps and transport the waste collected to the grease trap waste treatment plants.

6-2 general requirements:



A-1 The companies working in grease trap cleaning and waste transport must obtain a valid license in Dubai to work in handling and transporting grease trap waste, and must also obtain a work permit approved by the Department of Economic Development, in which the following commercial activities are stated:

Classification: Open	Version Number: 1.0	Issue Date: June 2020	Page 9 of 16
-----------------------------	----------------------------	------------------------------	---------------------

 GOVERNMENT OF DUBAI	Organization Unit:	Sewage Treatment Plants and Network Department	الوحدة التنظيمية:	 بلدية دبي DUBAI MUNICIPALITY
	Document title:	Guideline for maintaining and cleaning grease traps, and transporting their waste to the grease trap waste recycling plant.	اسم الوثيقة:	
	Doc Ref:	DM-STPND- GU01- GWTTG	رمز الوثيقة:	

Activity Code	Activity Description	Activity Group
900017	Grease traps cleaning and waste removal	Sewage and irrigation services

Note: Other activities not indicated are subject to special approval from the Director of Sewage Treatment Plants and Network Department after audit and review.

A - 2 All vehicles of companies operating in transporting grease trap waste must have a prior approval from Technical & Administrative Support Section in the Sewage Treatment Plants & Network Department.

A- 3 Cars registered/or required to be registered by companies operating in grease trap waste for obtaining a permit to transport the waste must be inspected by officers in the Technical & Administrative Support Section.

A-4 All companies must register on Dubai Municipality smart platform “FoodWatch” and comply with the requirements for using it in everything related to cleaning and transporting grease traps waste.



A-5 It is strictly forbidden to bring grease trap waste of collected from other emirates to Dubai and dispose it in Dubai or vice versa, unless a special permit is obtained from the concerned authorities in both of the two Emirates.

B – Road safety and waste transport vehicle requirements

B-1 Vehicles or tanker trucks transporting grease trap waste must meet all requirements of road safety and traffic validity and must be registered in Dubai Roads and Transport Authority. The vehicles must meet the conditions for safe driving and transportation of grease trap waste through roads and streets in Dubai.



Classification: Open	Version Number: 1.0	Issue Date: June 2020	Page 10 of 16
-----------------------------	----------------------------	------------------------------	----------------------

 GOVERNMENT OF DUBAI	Organization Unit:	Sewage Treatment Plants and Network Department	الوحدة التنظيمية:	 بلدية دبي DUBAI MUNICIPALITY
	Document title:	Guideline for maintaining and cleaning grease traps, and transporting their waste to the grease trap waste recycling plant.	اسم الوثيقة:	
	Doc Ref:	DM-STPND- GU01- GWTG	رمز الوثيقة:	

B-2 Drivers of all vehicles must have valid driving licenses issued by the Roads & Transport Authority and are known for their good manners. They must be aware of Dubai streets and traffic rules and trained to respond quickly in case of load leakage or spillage.

B-3 All Vehicles must be equipped at all times with the following safety equipment: Reverse Traffic Sensors, revolving lights, Emergency Leak Handling Equipment, Safety Gloves, Safety boots, full overall uniforms, shovel or scoop, absorbent materials, rigid plastic or metal containers with lid, garbage bags, and fire extinguishers of a type containing carbon dioxide or dry chemicals.

B-4 Revolving lights must be installed on every vehicle transporting grease traps waste and must be used during night operation, given that equipment to deal with leakage is available to safeguard the environment in emergency cases.



B-5 The tank load level gauge tube shall be installed on the left side of it with valve at its top and bottom to ensure safety in case of breakage or during suction and discharge.

B-6 Declaration banners shall be placed on the sides and at the back of each vehicle approved to transport grease trap waste. The United Nations Number Concerning Hazardous Materials shall be in a visible place, and the number and words shall be written in a clear writing readable from a distance of at least 30 meters. Please refer to Figure 1 for the vehicle's requirements.

B-7 The company's information, specifically its name, address and operator's phone number, must be clearly written on the vehicle.

B-8 There must be a specific number on the tanks of each vehicle transporting grease traps waste to ease identifying the company which owns the vehicle, given that the Technical & Administrative Support Section in the Sewage Treatment Plants & Network Department is responsible for determining this number.

Classification: Open	Version Number: 1.0	Issue Date: June 2020	Page 11 of 16
-----------------------------	----------------------------	------------------------------	----------------------

 GOVERNMENT OF DUBAI	Organization Unit:	Sewage Treatment Plants and Network Department	الوحدة التنظيمية:	 بلدية دبي DUBAI MUNICIPALITY
	Document title:	Guideline for maintaining and cleaning grease traps, and transporting their waste to the grease trap waste recycling plant.	اسم الوثيقة:	
	Doc Ref:	DM-STPND- GU01- GWTG	رمز الوثيقة:	

B-9 The vehicle's body shall be painted in orange color with its maximum capacity of 1000 gallons. Vehicles which are required to exceed the permitted capacity must obtain an exception from the Director of the Sewage Treatment Plants & Network Department in Dubai Municipality. The vehicle operating in waste collection and transport must be in a good working condition and completely leak and spill proof so that no leakage would occur during transportation.

B-10 The contents of all the waste collected from grease traps shall be disposed of only at Dubai Municipality approved treatment and recycling plants.

B-11 All vehicles and equipment authorized to operate must be equipped with a GPS tracking system approved by Dubai Municipality.

B-12 In case of accident on the road, the operator or driver must immediately call and notify the Technical & Administrative Support Section in the Sewage Treatment Plants & Network Department in Dubai Municipality.



B-13 The company undertakes to provide evidence of the amount of waste collected and discharged at the treatment and recycling facilities approved by Dubai Municipality using the unit of US gallon where compliance will be confirmed by the concerned persons working in the facilities.

C - Compliance with requirements data

C-1 All Grease Trap Waste Transport Companies must submit a Safe Work Method Statements in cleaning, collecting and transporting grease traps wastes to Technical & Administrative Support Section to ensure high standards of safety and compliance to DM Safety Policy. to ensure proper compliance and conformity with the highest safety standards according to the Dubai Municipality Safety policy.

C - 2 All the company employees working in grease trap cleaning and waste collection must wear personal protective and safety equipment used in such works.

Classification: Open	Version Number: 1.0	Issue Date: June 2020	Page 12 of 16
-----------------------------	----------------------------	------------------------------	----------------------

 GOVERNMENT OF DUBAI	Organization Unit:	Sewage Treatment Plants and Network Department	الوحدة التنظيمية:	 بلدية دبي DUBAI MUNICIPALITY
	Document title:	Guideline for maintaining and cleaning grease traps, and transporting their waste to the grease trap waste recycling plant.	اسم الوثيقة:	
	Doc Ref:	DM-STPND- GU01- GWTG	رمز الوثيقة:	

A3 - The company must use a hydrogen sulfide gas detector on the grease trap is being cleaned and maintained, and make sure that all workers are aware about the dangers of H₂S and confined space procedure.

C-4 Barriers must be placed around the grease trap cleaning area at all times and contact the manager in-charge of the client or any of his in-charge employees before starting the work so that they do not enter the work area.



C-5 It is strictly forbidden to use acid, caustics, solvents, enzymes or emulsifying agent when cleaning grease traps.

D - Technical procedures for cleaning grease traps:

The following procedures must be followed and implemented by all the staff working with grease trap waste:

- 1- Carefully scrape the grease trap cover to not harm or damage the gasket (this is by using a pry bar or wrench or a drill rod with a special tooth for this)
- 2- Skim foam and waste from over the oil trap and from the oil filter housing, and possibly you only need to shake and move the filter a little to facilitate the movement of removing the trap cover.
- 3- Lay out the flexible hoses of the tanker to the grease trap and suck the waste/ residues using the Vacuum.
- 4- Remove the buckets and place the vacuum tube all the way into the trap/interceptor to suck remaining solids from the bottom.
- 5- Vacuum water out of the grease trap. Detach and flush the screen / filter with running water to prevent back down (choking).
- 6 - Clean the sides and the bottom of the trap. This can be accomplished by flushing water back from the vehicle pump or using a hot water source and push the hose down the trap. Make sure the trap has been completely cleaned.



Classification: Open	Version Number: 1.0	Issue Date: June 2020	Page 13 of 16
-----------------------------	----------------------------	------------------------------	----------------------

 GOVERNMENT OF DUBAI	Organization Unit:	Sewage Treatment Plants and Network Department	الوحدة التنظيمية:	 بلدية دبي DUBAI MUNICIPALITY
	Document title:	Guideline for maintaining and cleaning grease traps, and transporting their waste to the grease trap waste recycling plant.	اسم الوثيقة:	
	Doc Ref:	DM-STPND- GU01- GWTG	رمز الوثيقة:	

E - Requirements for disposal of grease traps waste at the treatment facility

- 1 - Only registered and approved vehicles with sticker and permits granted by the Technical and Administrative Support section at the Sewage Treatment Plants & Network Department will be permitted to transport and discharge grease traps waste at Dubai Municipality approved treatment plants.
- 2 - All grease traps waste must be discharged at the treatment plant facilities which are dedicated to recycle it only.
- 3 - The staff working at Dubai Municipality approved treatment and recycling plant will issue copies of invoices to determine the origin and source of the waste to be disposed of and the amount of waste collected in the vehicle by US gallon.
- 4 - Waste collected from its source must be disposed of immediately, so that it will not lead to the formation of unpleasant odors and public nuisance, and discharge it immediately at Dubai Municipality approved treatment plant only.
- 5 - It is forbidden to transfer waste from one vehicle tank to another.
- 6 - It is strictly forbidden to load mobile cleaning devices/machines on vehicles which are unpermitted to transport grease trap waste.
- 7 - Mobile cleaning devices are carried on tankers that are permitted to transport grease trap waste, given that these devices are placed on the hydraulic carrier located in the tanker while adhering to the safety requirements.
- 8 - All staff involved in cleaning operations must be trained in all areas of operational activities, General Safety Awareness, Confined Space Safety & Emergency Response in Handling Oil leakage or Spills and how to deal with it.
- 9 - Vehicles, equipment and pumps used in the collection and transportation of waste should be cleaned and maintained on a regular basis, and it is mandatory, especially

Classification: Open	Version Number: 1.0	Issue Date: June 2020	Page 14 of 16
-----------------------------	----------------------------	------------------------------	----------------------

 GOVERNMENT OF DUBAI	Organization Unit:	Sewage Treatment Plants and Network Department	الوحدة التنظيمية:	 بلدية دبي DUBAI MUNICIPALITY
	Document title:	Guideline for maintaining and cleaning grease traps, and transporting their waste to the grease trap waste recycling plant.	اسم الوثيقة:	
	Doc Ref:	DM-STPND- GU01- GWTTG	رمز الوثيقة:	

for vehicles that deal with parties working in the processing and preservation of foodstuffs and the production of food waste.

10 - All vehicles involved in waste removal are required to keep the coupons book before entering the recycling plant.



1. Prohibitions, Violations and Penalties:

In the event of breaching any of the conditions contained in the Guidelines, the violating company shall pay a fine of not less than five thousand UAE dirhams (5,000) and not more than five hundred thousand UAE dirhams (500,000).

The value of the fine shall be doubled when the violation is repeated within one year from the date of committing the previous violation provided that the penalty amount does not exceed the maximum fine amount.

The Concerned Department may enforce the infringement rules under Article 41 of Local Order No. (8) of 2002 Regarding Sewage, Irrigation, & Water Drainage in the Emirate of Dubai to determine the appropriate action and penalties not mentioned in this guideline.

Classification: Open	Version Number: 1.0	Issue Date: June 2020	Page 15 of 16
-----------------------------	----------------------------	------------------------------	----------------------

 GOVERNMENT OF DUBAI	Organization Unit:	Sewage Treatment Plants and Network Department	الوحدة التنظيمية:	 بلدية دبي DUBAI MUNICIPALITY
	Document title:	Guideline for maintaining and cleaning grease traps, and transporting their waste to the grease trap waste recycling plant.	اسم الوثيقة:	
	Doc Ref:	DM-STPND- GU01- GWTG	رمز الوثيقة:	

For inquiries and additional information, please visit the website: www.dm.gov.ae

Technical and administrative support Section phone: 04-3333821

Email: ayiamri@dm.gov.ae

7-References

- * Local Order No. 8 of 2002 regarding sewage, irrigation and water drainage in the Emirate of Dubai
- * Administrative Order No. (181) for the year 2007 regarding fat, oil and grease waste
- * General Notice Issued by Dubai Municipality Regarding Grease Traps
- * General Notice issued by Dubai Municipality regarding the disposal of Fats, Oils and Grease
- * Safety guidelines and circulars issued by Dubai Municipality
- * Department of Economic Development in Dubai - Department of Activities and Trade Names
- * Jocelyn Ontario - Oil Trap Recovery Device
<http://www.greasetrap.ca/contact.htm>

Classification: Open	Version Number: 1.0	Issue Date: June 2020	Page 16 of 16
-----------------------------	----------------------------	------------------------------	----------------------